

Chimney Fan RSHT009-016

Use

The RSHT Chimney Fan is a high temperature exhaust fan used to maintain proper draft in a solid fuel chimney or stack system.

Typical uses include venting of fireplaces, BBQ's, pizza ovens and stoves.

Description

The RSHT Fan should be installed at the termination point of the chimney or stack section.

The fan assures a negative pressure is maintained in the entire chimney or stack system. The fan discharges horizontally at a high velocity.

The fan housing is hinged and the top can be opened for easy service and access to stack.

Material

Housing is made of 316 stainless steel. Finished with one coat of grey hammerpaint for added corrosion resistance.

Axial vanes are stainless steel, dynamically and statically balanced to assure low noise level and vibration-free operation.

Motor

Split capacitor, totally enclosed. Class F insulated, IP54 Protection Class. Sealed ball bearings. Variable Speed. Thermal overload protection.

Standard Equipment

2"x4" or 4"x4" Junction Box with Cover and Conduit
Fiber Mat and Mounting Brackets
Bird Screen
5 Amp Fan Speed Control



Optional Equipment

ADC 100 Fan Control/ADC150 Modulating Control
EFC 211 Fan Control
EW 40 Wireless Control
Proven Draft Switch

Listings

ETL Listed to:

UL378, Standard for Draft Equipment
CSA-CAN3-B255-M81, Standard for Mechanical
Flue Gas Exhausters

Warranty

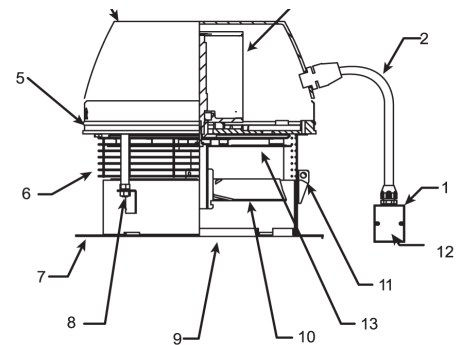
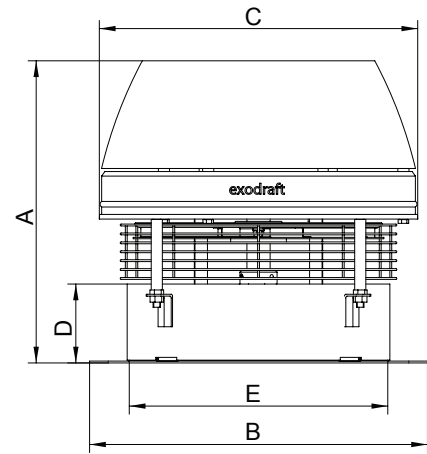
2-year factory warranty on entire fan.
10-year warranty against corrosion perforation.

Manufactured at ISO9001 certified plant.

Volko Supply
www.chimneyfansource.com
800 685 8263

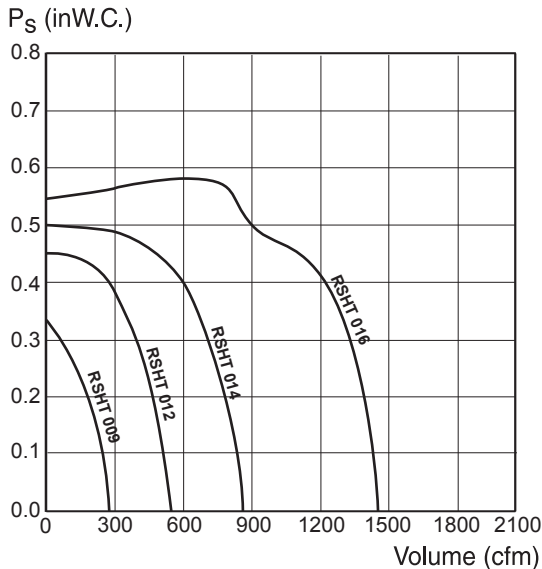
Specifications

Model			RSHT009	RSHT012	RSHT014	RSHT016
Discharge			Horizontal			
Fan Type			Axial Vane			
Motor Type			Totally enclosed, Variable speed, Class F			
Voltage		V AC	1x120			
RPM			1600	1600	1600	1580
Amperage		Amps	0.85	1.25	3.50	4.50
Motor Output		HP	0.11	0.13	0.34	0.47
		kW	0.08	0.10	0.25	0.35
Weight		lbs	25.6	33.5	41.9	47.2
		kg	11.6	15.2	19.0	21.4
Dimensions	A	n	11.7	12.8	14.6	15.7
		mm	298	325	372	400
	B x B	n	11.7	14.3	16.6	18.8
		mm	296	364	422	478
	C	n	10.8	13.5	15.6	17.4
		mm	275	344	395	441
	D	n3	.0	3.33	.9	3.9
		mm	75	85	100	100
	E	n8	.7	11.0	13.0	15.0
		mm	220	280	330	380
Temperature Rating	Interm.	1330 °F / 721 °C				
	Cont.	1000 °F / 538 °C				



- 1 Junction box
- 2 Conduit/cord
- 3 Motor
- 4 Motor housing
- 5 Motor plate
- 6 Bird screen
- 7 Base plate
- 8 Locking nut
- 9 Inlet
- 10 Axial vane
- 11 Hinges
- 12 Capacitor (inside junction box)
- 13 Cooling wheel

Capacity



Volko Supply
www.chimneyfansource.com
800 685 8263